



aerospace
climate control
electromechanical
filtration
fluid & gas handling
hydraulics
pneumatics
process control
sealing & shielding



Electronic Control Systems Systems

Catalog HY33-1825/US
North American Product Offering



ENGINEERING YOUR SUCCESS.



WARNING - USER RESPONSIBILITY

FAILURE OR IMPROPER SELECTION OR IMPROPER USE OF THE PRODUCTS DESCRIBED HEREIN OR RELATED ITEMS CAN CAUSE DEATH, PERSONAL INJURY AND PROPERTY DAMAGE.

- This document and other information from Parker-Hannifin Corporation, its subsidiaries and authorized distributors provide product or system options for further investigation by users having technical expertise.
- The user, through its own analysis and testing, is solely responsible for making the final selection of the system and components and assuring that all performance, endurance, maintenance, safety and warning requirements of the application are met. The user must analyze all aspects of the application, follow applicable industry standards, and follow the information concerning the product in the current product catalog and in any other materials provided from Parker or its subsidiaries or authorized distributors.
- To the extent that Parker or its subsidiaries or authorized distributors provide component or system options based upon data or specifications provided by the user, the user is responsible for determining that such data and specifications are suitable and sufficient for all applications and reasonably foreseeable uses of the components or systems.

OFFER OF SALE

The items described in this document are hereby offered for sale by Parker-Hannifin Corporation, its subsidiaries or its authorized distributors. This offer and its acceptance are governed by the provisions stated in the detailed "Offer of Sale" elsewhere in this document or available at www.parker.com.

SAFETY

For safety information, see Safety Guide at www.parker.com/safety or call 1-800-CParker.

Contents**Software platforms**

IQAN Studios	1
IQANdevelop software	2

Master units, IQANdesign platform

IQAN-MDL2.....	3
IQAN-MD3.....	4
IQAN-MC2.....	5
IQAN-MC3.....	6

Expansion units, IQANdesign platform

IQAN-XC10	7
IQAN-XA2	8
IQAN-XS2	9

Expansion units, IQANdesign or IQANdevelop

IQAN-XT2.....	10
IQAN-LC5-C01/C02	11
MP handle for IQAN-LC5-C0x.....	12

Master unit, IQANdevelop platform

IQAN-MDM.....	13
---------------	----

Expansion unit, IQANdevelop platform

IQAN-XP2	14
----------------	----

Task oriented controller, IQANdevelop platform

IQAN-TOC8.....	15
----------------	----

Accessories

IQAN communication and prototyping cables	16
IQAN connector kits and address tags.....	17
IQAN-LF1 footpedal and IQAN diagnostic gateways	17

Terms of sale with Warranty Limitations

Offer of sale.....	19
--------------------	----

**Contents**

When ordering IQAN Studios, the following items are included:

- IQAN Studio software CD-ROM
- 1 licence

The user's manual for IQANdesign is provided in electronic format and may be downloaded from our website, www.iqan.com. For a printed manual, contact Parker Catalog Services.

Communication cables are not included. Order the cables you need from the accessories section.

Requirements

CPU	PC compatible, Pentium® II 233 MHz or better
RAM	minimum 256 Mbyte (512 Mbyte recommended)
HD	100 Mbyte storage space available
Ports	serial port, RS232 or USB port
Display	XVGA (1280x1024 recommended)
Software	Windows® 2000, XP, Vista, 7

Upgrade

It is always possible to download the latest version from our web site www.iqan.com.

Application

The IQAN software studios cover all phases of a machine's life cycle, from development through production to after sales. There are three different studios available; IQAN Creative Studio, IQAN Productive Studio and IQAN Active Studio.

IQAN Creative studio

IQAN Creative studio is a user-programmable software package for the R&D department. It includes tools for application development, simulation and initial setup.

- IQANdesign
- IQANsimulate
- IQANrun

IQAN Productive studio

IQAN Productive studio is a software package for the manufacturing and service departments. It includes development tools for customization and automation of production and maintenance processes.

- IQANscript
- IQANcustomize
- IQANsimulate
- IQANrun

IQAN Active studio

IQAN Active studio is a software package for service and production personnel. It includes tools for machine diagnostics, setup and simulation.

- IQANrun
- IQANsimulate


IQAN Studios are used with the newest IQAN products including the IQAN-MD3 and IQAN-MDL2 master/display units and also with the IQAN-MC2 controller.

Description

IQAN Creative Studio
IQAN Productive Studio
IQAN Active Studio

Ordering PN

20073643
20073644
20073642



Contents

When ordering IQANdevelop, the following items are included:

- IQANdevelop software CD-ROM
- 1 licence
- 1 serial cable
- 1 simulation cable (PRO version only)

The user's manual for IQANdevelop is available in electronic format and may be downloaded from our website, www.iqan.com.

Requirements

CPU	PC compatible, Pentium® II 233 MHz or better
RAM	minimum 256 Mbyte (512 Mbyte recommended)
HD	100 Mbyte storage space available
Ports	serial port, RS232 or USB port
Display	XVGA (1280x1024 recommended)
Software	Windows® 2000, XP (Windows® XP is recommended)

Upgrade

It is always possible to download the latest version from our web site www.iqan.com.

Application

IQANdevelop is a software tool for adding modules and channels to the IQAN control system in order to build functions for the developer's mobile machine application.

The software is based on the different modules' block diagrams. To add a new module, you create a new block diagram. From the block diagram it is easy to set/edit channel parameters and measure the IQAN system.

With the navigator function in IQANdevelop you get an overview of the connected channels in a specific function. In this way it is easy to see how the channels interact with each other.

IQANdevelop is also a tool for measuring and troubleshooting IQAN systems. With a logging function, measurements can be viewed graphically. IQANdevelop PRO also includes IQANsimulate, for performing a virtual test of your application before installing it on the machine. IQANsimulate requires a National Instruments CAN communication card in order to operate.

IQANdevelop Change is a service tool which simplifies setup during production or after-sales service for your IQAN controlled mobile machine. Features that have been set as adjustable are easily accessed with the Change software by production employees and service personnel to fine tune and troubleshoot your machine's operation.

IQANdevelop software is used with the IQAN-MDM master/display and also with the IQAN-TOC8 and IQAN-TOC2 standalone controllers.

Description

IQANdevelop PRO
IQANdevelop Change

Ordering PN

20005607
20005606

IQAN-MDL2

**Master display unit, IQANdesign platform
Systems**



General

Weight	0.9 Kg
Operating temperature	-30 to +50 °C
Storage temperature	-30 to +70 °C
Protection	in-cab use
Voltage supply	11 - 32 VDC
Current consumption (idle)	180 mA (28 VDC) 170 mA (14 VDC)

Data interface

Type	Parker ICP, SAEJ1939, generic (user defined)
------	---

Communication ports

Type	RS232, USB
Modem (MDL only)	
Type	GSM triband (900/1800/1900 MHz)

Outputs

Proportional outputs	2 double
Type current mode	current - closed-loop
PWM mode	voltage - open-loop
Signal range	100 - 2000 mA
Dither frequency	25 - 333 Hz
Resolution	1 mA
Digital outputs	
Type	high side switch
Max load	2 A

Inputs

Voltage inputs	
Signal range	0 - 5 VDC
Resolution	5 mV
Frequency inputs	
Signal range (speed mode)	2 - 30000 Hz
(position mode)	0 - 30000 Hz
Quadrature inputs	
Signal range (speed mode)	2 - 30000 Hz
(position mode)	0 - 30000 Hz
Digital inputs	
DIN-A thru -D, DIN-M thru -P	
Signal high	>2 VDC
Signal low	<0.8 VDC
DIN-E thru -L	
Signal high	>3 VDC
Signal low	<2.5 VDC

Application

The IQAN-MDL2 is a central unit that works with a variety of expansion modules in an IQAN control system. The units work as a master, display information, provide a data gateway and have a variety of flexible I/O channels.

The IQAN-MDL2 is intended for the in-cab environment and will display vehicle data and system information. In most applications the display will replace all mechanical dial type instruments. The unit has a 6.5" transfective TFT color display that has very high optical performance.

The module can control proportional valves using current mode (current closed-loop) or PWM mode (voltage open-loop) signals. The analog inputs accept 0-5V signals from input devices or sensors. These inputs can also be set up to accept one frequency or directional frequency (quadrature) input. Many outputs may alternatively be used as digital inputs for switches. The IQAN-MDL2 is connected to other units by four CAN buses. All CAN buses may be configured as ICP (IQAN CAN Protocol), SAE J1939 or Generic CAN (user defined). The unit has two RS232 ports and a USB port for communication.

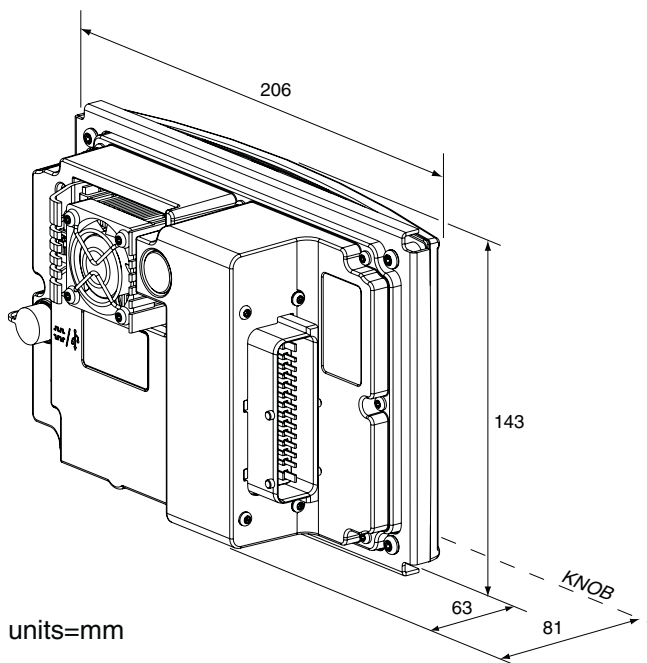
The IQAN-MDL2 has a large internal memory for logging and may be connected to an external modem for remote diagnostics.

Description

IQAN-MDL2

Ordering PN

20075847



IQAN-MD3

Master display units, IQANdesign platform Systems



General

Weight	0.3 Kg
Operating temperature	-30 to +60 °C -25>LCD off >+75 °C
Protection	outdoor use
Voltage supply	11- 32 Vdc
Current consumption (idle)	130 mA (28 Vdc) 190 mA (14 Vdc)

Performance

Processor	32-bit (144 MHz)
Logging	80K records
Sample time	min 10ms
Software tools	IQANdesign family

Communication interfaces

CAN (ISO 11898) Protocols	2 ICP, SAE J1939, CANopen, etc
RS-232 Protocols	1 AT-Hayes,GSM07.07, GSM07.05, IDP
USB 2.0 (full speed)	1

Outputs

Digital output Type	1 high side switch
Max load	200 mA

Inputs

Voltage inputs	7
Signal range	0 - 5 Vdc
Resolution	1.2 mV
Digital inputs	(7) ¹
Signal high	4 Vdc
Signal low	1 Vdc

1) The voltage and digital inputs share the same physical pins. The user defines the channels/pins with IQANdesign.

Application

The IQAN-MD3 is a master unit that works with a variety of expansion modules in the IQANdesign platform control system. The MD3 is fully programmable for use in any machine application, as a graphical user interface and as a CAN gateway.

The IQAN-MD3 is constructed to be weatherproof for outdoor use. The MD3 will display vehicle data and system information.

The IQAN-MD3 has a 3.5" transfective TFT color display. There are five navigation buttons and four 'soft' function buttons to make interaction with the control simple for the operator.

The unit is designed to be easily mounted in a vehicle dashboard or exterior control panel. The unit has two sealed and keyed Deutsch DTM 12 position connectors.

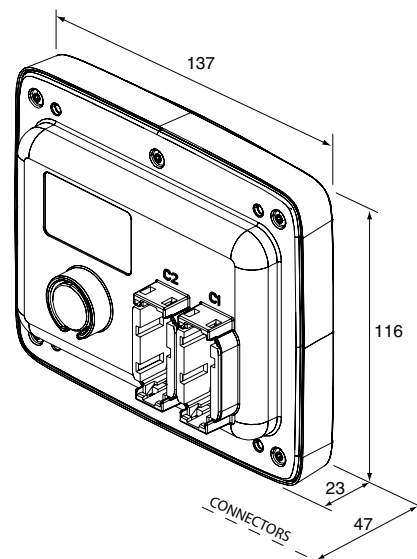
For time critical functions the MD3's sample rate can be set as low as 10 ms. The unit has a large internal memory for events and logging that is capable of storing 80,000 records.

The MD3 analog inputs accept 0-5V signals from input devices or sensors. These inputs can also be set up as on-off inputs. A digital output is available and may be used for alarm or alert signals.

The MD3 is connected to other units by two CAN busses. All CAN busses may be configured as ICP (IQAN CAN Protocol), SAE J1939 or Generic CAN. The unit supports RS232 for modem (remote diagnostic) connection and USB for communication with a PC.

Description
IQAN-MD3

Ordering PN
20072409





General

Weight	0.7 Kg
Temperature range	-40 to +70 °C
Protection	outdoor use
Voltage supply	11- 32 VDC
Current consumption (idle)	160 mA (28 VDC) 200 mA (14 VDC)

Data interface

Type	Parker ICP (IQAN CAN Protocol) J1939, Generic CAN
------	---

Communication port

Type	USB 1.1
------	---------

Outputs

Proportional outputs	8 double (max) ¹
Type current mode	current - closed-loop
PWM mode	voltage - open-loop
Signal range	100 - 2000 mA
Dither frequency	25 - 333 Hz
Resolution	1 mA
Digital outputs	24 (max) ¹
Type	high side switch
Max load	2000 mA

Inputs

Voltage inputs	13 (max) ¹
Signal range	0 - 5 VDC
Resolution	5 mV
Frequency inputs	5 (max) ¹
Signal range (speed mode)	2 - 20000 Hz
(position mode)	0 - 20000 Hz
Digital inputs	13 (max) ¹
Signal high	4 VDC - V _{BAT}
Signal low	0 - 1 VDC

1) The flexible inputs and outputs share the same physical pins. The user defines the channels/pins with IQANdesign.

Application

The IQAN-MC2 is a flexible master unit for the IQAN bus system. This unit is suitable for use as either a Bus master or standalone control. The IQAN-MC2 has new I/O flexibility that allows the user greater freedom in defining signals for both measurement and control.

The different input types are voltage, on/off, pulse and frequency. The outputs are proportional and on/off. The unit also has two CAN interfaces for bus communication using IQAN CAN Protocol (ICP) and SAE J1939 or Generic CAN.

The MC2 is equipped with a Real Time Clock and can perform data logging functions.

The IQAN-MC2 can control proportional valves using current mode (current closed-loop) or PWM mode (voltage open-loop) signals. The analog inputs will accept 0-5V signals from input devices or sensors. The inputs can also be configured for 5 frequency inputs. Some outputs may alternatively be used as voltage inputs or digital inputs for switches. For communication and diagnostics the MC2 has a USB interface.

The aluminum housing is designed to be rugged, but light and has a sealed, automotive AMP/Tyco power timer connector. The IQAN-MC2 has a membrane to prevent condensation inside the housing. Additional protection allows the unit to be steam-cleaned. This controller is designed for the outdoor environment.

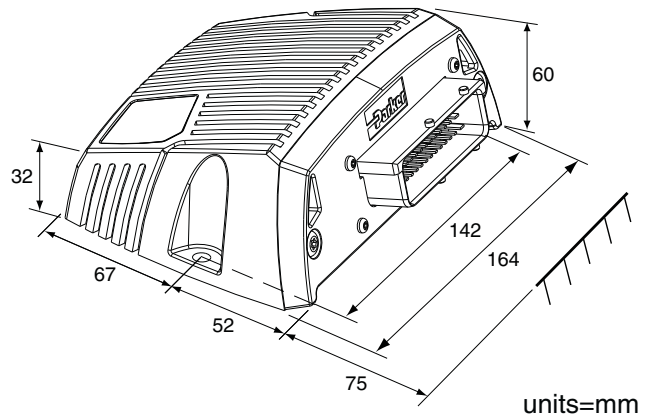
Diagnostics: If an error is detected an LED on the top of the controller flashes a sequence to indicate the nature of the error.

Description

IQAN-MC2

Ordering PN

20070899





General

Weight	1.1 kg
Temperature range	
Operating, ambient	-40 to +85 °C
Storage, ambient	-40 to +100 °C
Protection	outdoor, chassis
Voltage supply	9 - 32 Vdc
Current consumption (idle)	160 mA (24V) 240 mA (12V)
CAN buses	4 ¹
Protocols	Parker ICP (IQAN CAN Protocol) SAE J1939, Generic CAN

1) It is recommended that one CAN bus is dedicated for diagnostic purposes (PC interface)

Safety

IEC 61508	Up to SIL2
EN ISO 13849-1	Up to PLd
PFHd	< 10 ⁻⁷

Outputs

Proportional outputs	
Current output pairs	4
Type	current closed loop
Signal range	100-2000 mA
Dither frequency	70-333 Hz
Digital outputs	
Dedicated digital outputs	5
Type	hs+ls switch
Max load	3 x 3 A 2 x 1.5 A

Inputs

Max number of inputs	32
Voltage inputs	16
Signal range	0 - 5 Vdc
Frequency inputs	8
Signal high	4 Vdc - 32 Vdc
Signal low	0 - 1 Vdc
Alternative configuration	Quadrature in (4) Digital in (8)
Dedicated digital inputs	8
Signal high	4 Vdc - 32 Vdc
Signal low	0 - 1 Vdc

Application

The IQAN-MC3 is a SIL2 rated master module in the IQANdesign platform. It can be used as a standalone controller, as a single bus master, or together with other IQAN master modules.

All IQAN modules are designed with the functional safety requirements of mobile machines in mind. The IQAN-MC3 is especially suited for applications with higher demands on functional safety, where there is a need to prove the safety integrity of each implemented safety function. It is designed in accordance with IEC 61508, and can be used to implement safety functions of up to SIL2. When applying EN ISO 13849-1 for safety functions, it can be used as a PLd subsystem.

All of the 32 inputs on the IQAN-MC3 can be used for safety related signals, when the inputs are configured in pairs. On the unit there are analog inputs for 0-5 V signals from e.g. hall-effect or potentiometer sensors; digital inputs for e.g. switches; and frequency inputs. Frequency inputs can be configured to read signals from quadrature encoders, or alternatively to be used as digital inputs.

As a supply for sensors, it has two separately monitored 5 V reference signals.

All of the outputs on the IQAN-MC3 can be used for safety related signals. There are four proportional current outputs designed to drive proportional hydraulic valves, where each output controls one bi-directional valve section. The unit also has five digital outputs for driving on-off solenoids. Two of these are also intended to function as alarm outputs, for e.g. LED lamps.

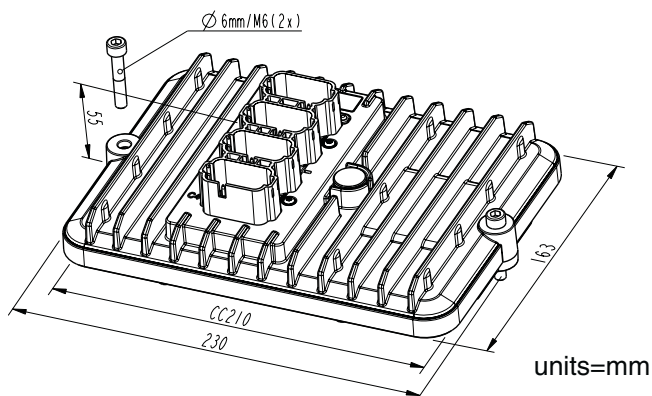
The enclosure is designed to protect the electronics in a harsh environment on mobile machines. On the front of the unit, there are four sealed and individually keyed Deutsch DT connectors.


Description

IQAN-MC3

Ordering PN

20077717





General

Weight	1.2 kg
Temperature range	
Operating, ambient	-40 to +85 °C
Storage, ambient	-55 to +125 °C
Protection	IP66
Voltage supply	7 - 32 Vdc
Current consumption (idle)	200 mA
Data interface	Parker ICP (IQAN CAN Protocol)

Outputs

Digital out high	16
Type	high-side switch
Max load	2.5 A
Max PWM frequency	500 Hz
Digital out low	4
Type	low-side switch
Max load	2.5 A

Inputs

Voltage inputs	10
Signal range	0 - 5 Vdc
Resolution	5 mV
Frequency inputs	4
Signal range	0 - 10000 Hz
Digital inputs	16
Signal high	3.65 Vdc - VBAT
Signal low	0 - 1.56 Vdc

Application

The IQAN-XC10 is an IQANdesign platform expansion module in the IQAN product group. This unit is designed to get a high digital I/O count in one module.

All IQAN expansion modules communicate with a master over a CAN bus, using the IQAN CAN protocol. The module has a large number of digital inputs for connection to switches. It also has analog inputs for connection to 0-5 Vdc sensors from resistive or Hall-effect sensors and joysticks. The sensors can be powered from the 5 V reference on the module. For flexibility, all of the analog voltage inputs can also be configured as digital inputs.

There are two types of frequency inputs, allowing for both active sensors, such as Hall effect sensors, and for inductive pickup sensors.

The module has a large number of digital outputs designed for driving on-off solenoids in a hydraulic system. The dedicated digital outputs can also be used for driving other types of loads, such as LEDs.

Some of the outputs can also be configured as PWM outputs, for less demanding proportional functions when temperature compensation is not needed. The PWM outputs are configured in pairs, where each pair is intended for one valve section. These outputs are monitored, and use a combination of high-side and low-side switches to make it possible to shut down in the event of wiring faults.

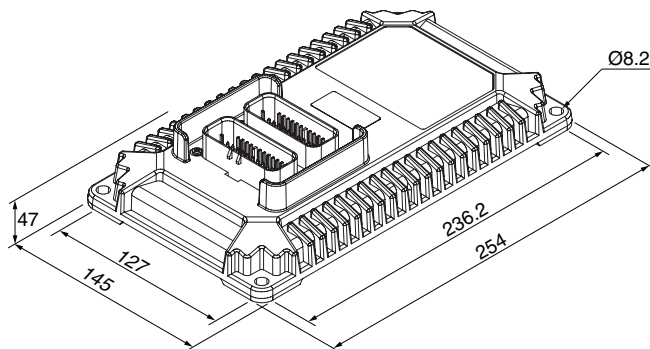
The IQAN-XC10 is designed for use on mobile machinery. It uses two keyed 35-pin Ampseal connectors. The unit also has two LEDs for aiding diagnostics when it is not connected to a master display.

Description

IQAN-XC10

Ordering PN

20077638



units=mm

IQAN-XA2

Expansion units, IQANdesign platform
Systems



General

Weight	0.7 Kg
Operating temperature	-40 to +70 °C
Protection	outdoor use
Voltage supply	11- 32 VDC
Current consumption (idle)	180 mA (28 VDC) 170 mA (14 VDC)
Data interface	Parker ICP (IQAN CAN Protocol)

Outputs

Proportional outputs	6 double (max) ¹
Type current mode	current - closed-loop
PWM mode	voltage - open-loop
Signal range	100 - 2000 mA
Dither frequency	25 - 333 Hz
Resolution	1 mA
Digital outputs	12 (max) ¹
Type	high side switch
Max load	2 A

Inputs

Voltage inputs	8 (max) ¹
Signal range	0 - 5 VDC
Resolution	5 mV
Frequency inputs	4 (max) ¹
Signal range (speed mode)	2 - 30000 Hz
(position mode)	0 - 30000 Hz
Quadrature inputs	2 (max) ¹
Signal range (speed mode)	2 - 30000 Hz
(position mode)	0 - 30000 Hz
Digital inputs	20 (max) ¹
Signal high	4 VDC - V _{BAT}
Signal low	0 - 1 VDC

1) The flexible inputs and outputs share the same physical pins. The user defines the channels/pins with IQANdesign.

Application

The IQAN-XA2 is the next generation of expansion module in the IQAN product group. This unit is designed for high digital I/O count, weather resistance, and safety.

All IQAN expansion modules communicate with a master over a CAN bus. The XA2 module has new I/O flexibility that allows the user greater freedom in defining signals for measurement and control.

The IQAN-XA2 can control proportional valves using current mode (current closed-loop) or PWM mode (voltage open-loop) signals. The analog inputs accept 0-5V signals from input devices or sensors. These inputs can also be set up to accept 4 frequency or 2 directional frequency (quadrature) inputs. Many outputs may alternatively be used as digital inputs for switches. The XA2 also has a number of high power digital (on-off) outputs.

The aluminum housing is designed to be rugged, but light and has a sealed, automotive AMP/Tyco power timer connector. The XA2 has a membrane to prevent condensation inside the housing. This controller is designed for the outdoor environment.

The unit executes a self-test during start up and cyclic operation. An internal watch dog checks for software errors and will interrupt outputs if errors are detected. The IQAN-XA2 is made using selected components and conforms to strict international requirements.

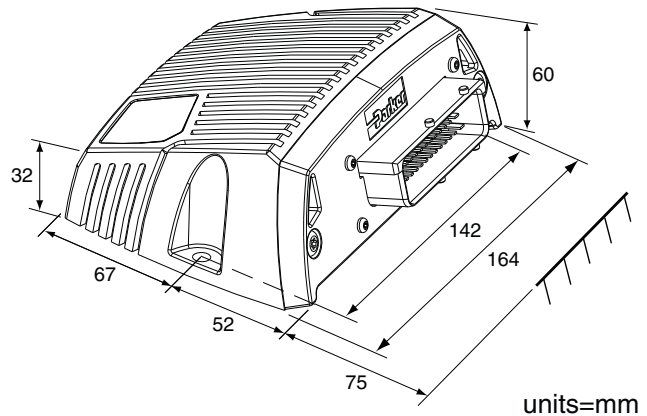
Diagnostics: If an error is detected an LED on the top of the controller flashes a sequence to indicate the nature of the error.

Description

IQAN-XA2

Ordering PN

5010033





General

Weight	0.7 Kg
Operating temperature	-40 to +70 °C
Protection	outdoor use
Voltage supply	11- 32 VDC
Current consumption (idle)	180 mA (28 VDC) 170 mA (14 VDC)
Data interface	Parker ICP (IQAN CAN Protocol)

Outputs

Digital outputs	12
Type	high side switch
Max load	2 A

Inputs

Voltage inputs	8 (max) ¹
Signal range	0 - 5 VDC
Resolution	5 mV
Digital inputs	20 (max) ¹
Signal high	4 VDC - V _{BAT}
Signal low	0 - 1 VDC

1) The flexible inputs and outputs share the same physical pins. The user defines the channels/pins with IQANdesign.

Application

The IQAN-XS2 is the next generation of expansion module in the IQAN product group. This unit is designed for high digital I/O count, weather resistance, and safety.

All IQAN expansion modules communicate with a master over a CAN bus. The XS2 module has a large number of inputs and outputs that allows the user to have fewer modules for digital signals.

The IQAN-XS2 can control valves using digital (on-off) output signals. The analog inputs accept 0-5V signals from input devices or sensors. These analog inputs may alternatively be used as high impedance digital inputs for switches. The XS2 also has a number of dedicated digital (on-off) inputs.

The aluminum housing is designed to be rugged, but light and has a sealed, automotive AMP/Tyco power timer connector. The XS2 has a membrane to prevent condensation inside the housing. This controller is designed for the outdoor environment.

The unit executes a self-test during start up and cyclic operation. An internal watch dog checks for software errors and will interrupt outputs if errors are detected. The IQAN-XS2 is made using selected components and conforms to strict international requirements.

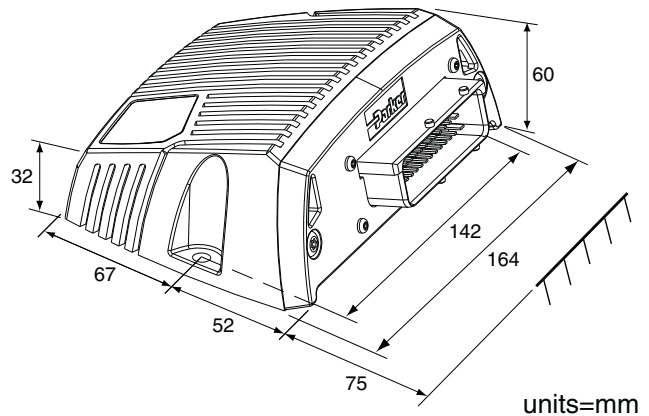
Diagnostics: If an error is detected an LED on the top of the controller flashes a sequence to indicate the nature of the error.

Description

IQAN-XS2

Ordering PN

5010017



IQAN-XT2



General

Weight	0.7 Kg
Operating temperature	-40 to +70 °C
Protection	outdoor use
Voltage supply	9 - 34 VDC
Current consumption (idle)	180 mA (28 VDC) 170 mA (14 VDC)
Data interface	Parker ICP (IQAN CAN Protocol)
Additional CAN hub	J1939 or other byte aligned CAN protocol

Outputs

Proportional current outputs	
Number	2 double
Signal range	60 - 1800 mA
Dither frequency	25 - 150 Hz
Dither amplitude	0 - 500 mA
Resolution	0.7 mA
Digital/ PWM (no current feedback)	
Number	6 / 3 double
Type	high side switch
Max load	3 A
PWM frequency	25 - 2000 Hz
E-gas/Servo motor output (PWM H-bridge)	
Number	1
Signal Range	0-100% rated power
Max load	2,5A

Inputs

Voltage/Frequency	
Number	10/3
Signal range	0 - 5 VDC
Resolution	5 mV
Frequency range	1-10 000 Hz

Application

IQAN-XT2 is one of the “rugged generation” of IQAN expansion modules. Key improvements for this generation of modules are flexibility, weather resistance and safety.

All IQAN expansion modules communicate with a master over a CAN-BUS serial link. The XT2 has an additional CAN hub designed to interface with J1939 diesel engines on mobile machinery and has a dedicated output for electronic throttle control.

The XT2 module has a flexible I/O interface which gives system designers increased options. The same physical pin can be used for different types of inputs or outputs. New types of I/O such as E-gas and PWM outputs increase the flexibility of the module. Digital outputs now have features such as softstart and peak & hold. The J1939 CAN hub allows the XT2 to communicate directly with an electronic engine control bus.

The aluminum housing is designed to be rugged, but light and has a sealed, automotive AMP/Tyco power timer connector. The XT2 has a membrane to prevent condensation inside the housing. This controller is designed for the outdoor environment.

The unit executes a self-test during start up and cyclic operation. An internal watch dog checks for software errors and will interrupt outputs if errors are detected. The IQAN-XT2 is made using selected components and conforms to strict international requirements.

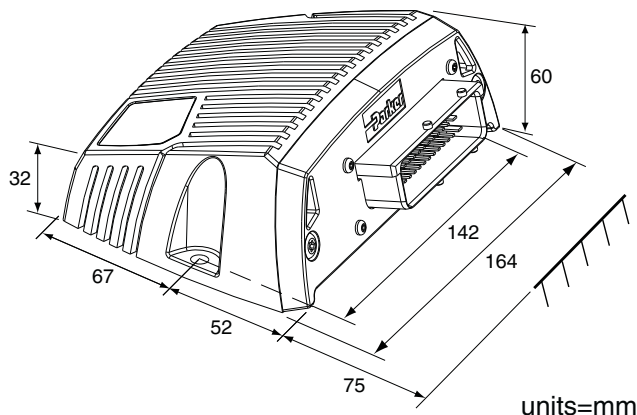
Diagnostics: If an error is detected an LED on the top of the controller flashes a sequence to indicate the nature of the error.

Description

IQAN-XT2

Ordering PN

5010018





General (Lever base)

Weight	.41 kg
Voltage supply	9 - 32 Vdc
Current consumption	45mA @ 14Vdc 30mA @ 28Vdc
CAN (ISO 11898) Protocol	CAN 2.0b ICP (IQAN Protocol)

Mechanical (Lever base)

Angle of movement	±18°
Expected life (full stroke cycles)	5 million
Lever force in neutral, XY	0.6 Nm
Full actuated, XY direction	1.4 Nm
One time loading (max.)	100 Nm

Environmental (Lever base)

Temperature range	
Operating, ambient	-40 to +85° C
Storage, ambient	-40 to +100° C
Sealing (above flange)	IP65

Connection

Electrical connection	Deutsch DTM, 2x 6 pos., 1x 12 pos.
-----------------------	---------------------------------------

Inputs

Voltage inputs ¹	8(1)
Signal range	0-5 Vdc
Resolution	1.2 mV
Digital inputs	5
Signal high	>4 Vdc
Signal low	<= 1 Vdc

1) The voltage inputs share the same physical pins. The user defines the channels/pins with IQAN software.

Outputs

Digital output Type	1 high side switch Max load 200 mA
------------------------	--

Application

The IQAN-LC5-C01 is a large, coordinate joystick that incorporates ruggedness, functionality, light weight with high flexibility for mobile market applications. The unit is extremely robust, able to withstand aggressive conditions during outdoor use and in outdoor installations, including EMI, vibrations and a wide temperature range. The IQAN-LC5-C01 has high I/O count and the ability to support up to 5 axes in IQANdesign platform applications.

Fourth generation IQAN-LL joysticks are easily replaced with the IQAN-LC5-C02 version. The U and N handles are offered.

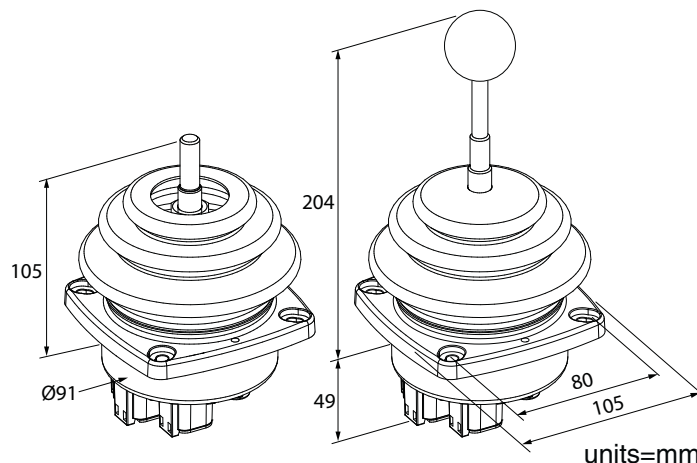
The IQAN-LC5-C01/C02 housing has integrated Deutsch transportation connectors. The handle cable may be routed completely through the main, non-corrosive housing. This makes field mounting of new handles or replacing a bellow very easy to accomplish.

All proportional inputs are of contactless Hall effect type with dual sensors to provide redundancy for high safety and reliability. This makes it easy for the application designer to meet high safety requirements on functions by using IQAN software.

The IQAN-LC5-C01/C02 CAN levers are connected to other modules through a CAN bus.

Description

Description	Ordering PN
IQAN-LC5-C01-U1	20076330
IQAN-LC5-C01-U2	20076331
IQAN-LC5-C01-H1	20076332
IQAN-LC5-C02-U1	20076333
IQAN-LC5-C02-U2	20076334
IQAN-LC5-C02-N2	20077690
IQAN-LC5-C02-N2E	20077686
IQAN-LC5-C02-N2T	20077685
IQAN-LC5-C02-N4	20077688





General

Weight	0.2 kg
Rated power supply	12-24 Vdc
Min/max power	9/32 Vdc
Operating temperature	-30°C to +70°C
(reduced display update)	-30°C to -10°C
Protection	outdoor use
Current consumption	max 100 mA (28 Vdc), max 180 mA (14 Vdc)
Data interface	Parker ICP (IQAN CAN Protocol)

Display

Type	2.8" B/W LCD
Resolution	202x32 pixels
Performance	
Processor	16-bit (16 MHz)
Sample time	20-100 ms
Software tools	IQANdevelop family

Communication interfaces

CAN (ISO 11898)	1
Protocols	ICP, SAE J1939, CANopen, etc
RS-232	1
Protocols	AT-Hayes,GSM07.07, GSM07.05, IDP

Outputs

Digital output	1
Type	high side switch
Max load	1.2 A
Buzzer	Sound alarm output

Application

The IQAN-MDM is a master unit that works with the expansion modules in the IQANdevelop platform control system. The IQAN-MDM is fully programmable for use in any machine application. The unit works as a master for controlling applications, as a graphical user interface and as a CAN interface.

IQAN-MDM uses an improved 2.8" FSTN, black & white LCD for the best readability in all lighting conditions. The improved display uses Chip-On-Glass technology for higher reliability.

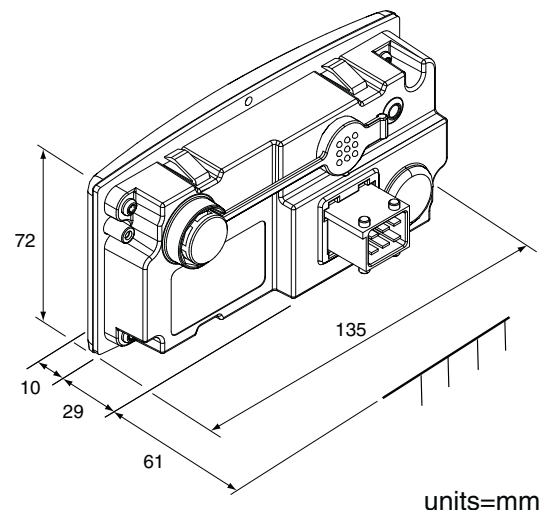
Function buttons and control buttons in combination with a graphical display makes system feedback with user interaction possible. With the three function buttons, a decrease/increase value-button and an escape-button, it is easy to adjust, calibrate and measure the IQAN system. In case of an error the display will alert the operator with a signal and a message on the display.

IQAN-MDM is designed for in-cab as well as outdoor use. It can be used in both 12 and 24 Vdc systems. The IQAN-MDM is connected to other units by a CAN bus. The CAN bus may be configured as ICP (IQAN CAN Protocol), SAE J1939 or Generic CAN. The RS232 interface is used for connection with PC and for land line or wireless modem (remote diagnostic) connection.

The IQAN-MDM also contains a real time clock, an alarm output and can present text in 10 different languages. A green LED indicator on the back of the module indicates supply voltage and status "heartbeat".

Description
IQAN-MDM

Ordering PN
5010010



units=mm

IQAN-XP2



General

Weight	0.7 Kg
Operating temperature	-40 to +70 °C
Protection	outdoor use
Voltage supply	9 - 34 VDC
Current consumption (idle)	105 mA (28 VDC) 90 mA (14 VDC)
Data interface	Parker ICP (IQAN CAN Protocol)

Outputs

Proportional current outputs	
Number	4 double
Signal range	60 - 1800 mA
Dither frequency	25 - 150 Hz
Dither amplitude	0 - 500 mA
Resolution	0.7 mA
Digital/ PWM (no current feedback)	
Number	4/ 2 double
Type	high side switch
Max load	3 A
PWM frequency	25 - 2000 Hz

Inputs

Voltage/Frequency	
Number	4/2
Signal range	0 - 5 VDC
Resolution	5 mV
Frequency range	1-30000 Hz

Application

IQAN-XP2 is one of the “rugged generation” of IQAN expansion modules. Key improvements for this generation of modules are flexibility, weather resistance and safety.

All IQAN expansion modules communicate with a master over a CAN-BUS serial link. Mobile machine I/O is controlled by selecting the appropriate expansion module from the IQAN product family.

The XP2 module has a flexible I/O interface which gives system designers increased options. The same physical pin can be used for different types of I/O.

Various types of I/O such as PWM outputs increase the flexibility of the module. Digital outputs have features including softstart and peak & hold.

The aluminum housing is designed to be rugged, but light and has a sealed, automotive AMP/Tyco power timer connector. The XP2 has a membrane to prevent condensation inside the housing. This controller is designed for the outdoor environment.

The unit executes a self-test during start up and cyclic operation. An internal watch dog checks for software errors and will interrupt outputs if errors are detected. The IQAN-XP2 is made using selected components and conforms to strict international requirements.

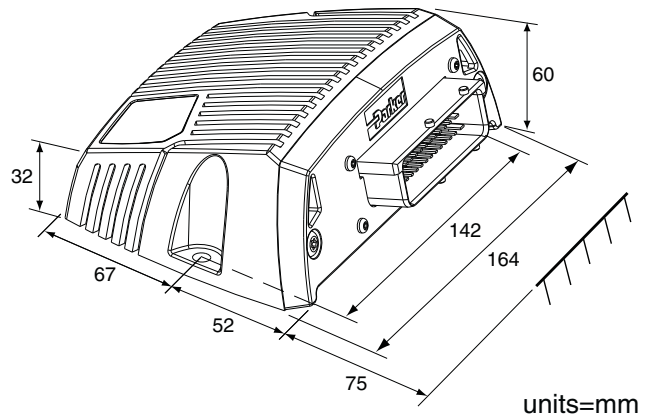
Diagnostics: If an error is detected an LED on the top of the controller flashes a sequence to indicate the nature of the error.

Description

IQAN-XP2

Ordering PN

5010016



IQAN-TOC8

Task oriented controller, IQANdevelop platform Systems



General

Weight	0.7 Kg
Operating temperature	-40 to +70 °C
Protection	outdoor use
Voltage supply	9 - 34 VDC
Current consumption (idle)	180 mA (28 VDC) 170 mA (14 VDC)
Data interface	RS232 (using IQANdevelop)
CAN hub	J1939 or other byte aligned CAN protocol

Outputs

Proportional current outputs	
Number	2 double
Signal range	60 - 1800 mA
Dither frequency	25 - 150 Hz
Dither amplitude	0 - 500 mA
Resolution	0.7 mA
Digital/ PWM (no current feedback)	
Number	6 / 3 double
Type	high side switch
Max load	3 A
PWM frequency	25 - 2000 Hz

Inputs

Voltage/Frequency	
Number	10/4
Signal range	0 - 5 VDC
Resolution	5 mV
Frequency range	2-10 000 Hz

Application

IQAN-TOC8 is from the same family as the "rugged" generation of expansion modules in the IQAN product group. These modules focus on flexibility, weather resistance and safety.

IQAN-TOC8 is a general purpose controller and communicates with a variety of input and output devices. It connects to a laptop PC and is programmed with IQANdevelop software. No Master module is required. It has proportional current outputs for valve control, digital/PWM outputs for auxiliary functions and analog/digital inputs for signals like pressure, RPM or temperature. The unit has a CAN hub designed to interface with a SAE J1939 network.

The IQAN-TOC8 has a flexible I/O interface. The same physical pin can be used for different types of I/O. New types of I/O such as digital PWM outputs increase the flexibility of the controller. The digital outputs have new features such as softstart and peak & hold.

The aluminum housing is designed to be rugged, but light and has a sealed, automotive AMP/Tyco power timer connector. The TOC8 has a membrane to prevent condensation inside the housing. This controller is designed for the outdoor environment.

The unit executes a self-test during start up and cyclic operation. An internal watch dog checks for software errors and will interrupt outputs if errors are detected. The IQAN-TOC8 is made using selected components and conforms to strict international requirements.

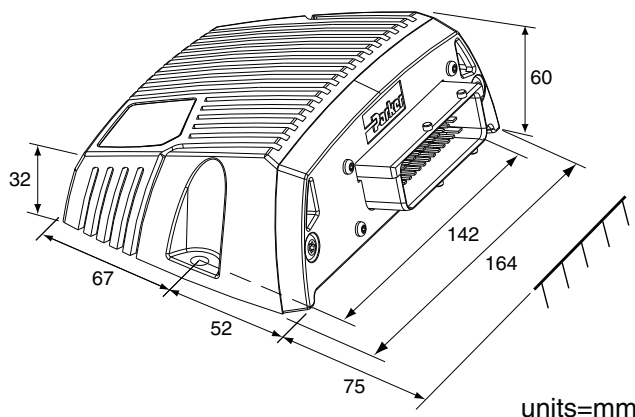
Diagnostics: If an error is detected an LED on the top of the controller flashes a sequence to indicate the nature of the error.

Description

IQAN-TOC8

Ordering PN

5010024

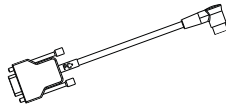


Accessories

Communication cables

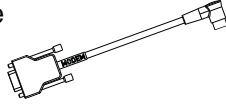
5030024

RS232-programming cable
length: 1,5 meters
use with: IQAN-MDM, -TOC8
(TOC8 requires adapter cable)



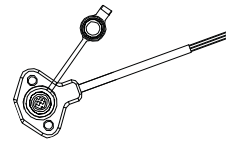
5030080

Remote diagnostics-modem cable
length: 1,5 meters
use with: IQAN-MDM, -TOC8,
(TOC8 requires adapter cable)



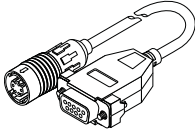
5030089

Adapter-cable, panel mount
length: 0,4 meters
use with: IQAN-TOC8, -TOC2



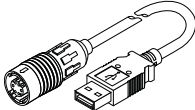
5030103

RS232-programming cable
length: 1,5 meters
use with: IQAN-MDL2



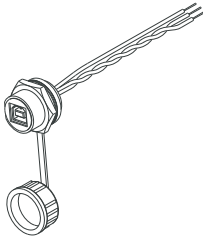
5030110

USB-programming cable
length: 1,5 meters
use with: IQAN-MDL2



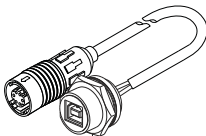
5030124

USB adapter-cable, panel mount
length: 0,4 meters
use with: IQAN-MC2, -MD3



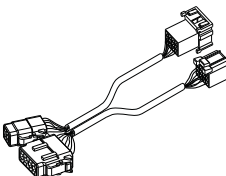
2830014

USB adapter-cable, panel mount
length: 0,4 meters
use with: IQAN-MDL2



2830018

Joystick adapter-cable,
length: 0,3 meters
use with: IQAN-LC5-C02

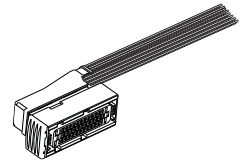


**IQAN cables and connector kits
Systems**

Prototype installation cables

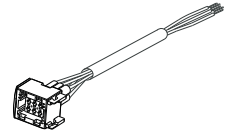
5030025

C1-cable, no seals
length: 2,5 meters
use with: IQAN-MDL2



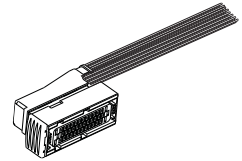
5030029

C1-cable, with seals
length: 2,5 meters
use with: IQAN-MDM




5030030

C1-cable, with seals
length: 2,5 meters
use with: IQAN-XA2, -XS2, -XT2,
-XP2, -TOC8, -MC2




5030125

C1-cable, sealed
length: 2,5 meters
use with: IQAN-MD3




5030126

C2-cable, sealed
length: 2,5 meters
use with: IQAN-MD3




5030127¹

C1-cable, sealed
length: 2,5 meters
use with: IQAN-LC5-C01, -C02
1) from catalog HY33-1800/US



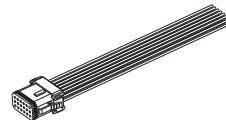
5030216

C1-cable, sealed, key A
length: 2,5 meters
use with: IQAN-MC3




5030217

C2-cable, sealed, key B
length: 2,5 meters
use with: IQAN-MC3




5030218

C3-cable, sealed, key C
length: 2,5 meters
use with: IQAN-MC3



5030219

C4-cable, sealed, key D
length: 2,5 meters
use with: IQAN-MC3



Accessories

Connector kits

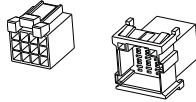
5031022

C1-connector, 6 position
use with: IQAN-MDM



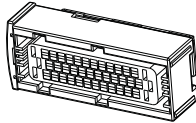
5031048

C1 and C2 -connectors, 12 pos.
use with: IQAN-LL, -LM



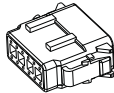
5031063

C1-connector, 42 position
use with: IQAN-XA2, -XS2, -XT2,
-XP2, -TOC8, -MDL2, -MC2



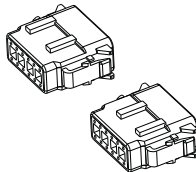
20072406

C1-connector (grey), 12 position
use with: IQAN-G1



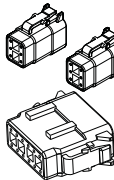
20073081

C1-connector (grey), 12 position
C2-connector (black), 12 position
use with: IQAN-MD3



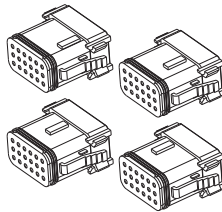
5035007

C1/C3-connector (grey), 6 pos.
C2-connector (grey), 12 position
use with: IQAN-LC5-C01, -C02



5035016

C1-connector (key A), 18 position
C2-connector (key B), 18 position
C3-connector (key C), 18 position
C4-connector (key D), 18 position
use with: IQAN-MC3



0916022ECD

Universal Ampseal kit¹
C1-connector (black), 35 position
C2-connector (white), 35 position
use with: IQAN-XC10

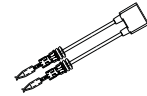
1) Kit contains extra 23 position housing
and pins used on other controllers.

**IQAN cables and connector kits
Systems**

Address tags

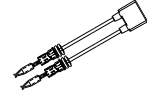
5030060 - 5030067

IQAN address tags 0-7 with AMP
terminals.
Bag of 10 pcs.



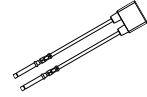
5030070 - 5030077

IQAN address/termination tags
0T-7T with AMP terminals.
Bag of 10 pcs.



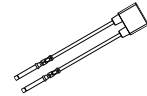
5030160 - 5030167

IQAN address tags 0-7 with
Deutsch terminals.
Bag of 10 pcs.



5030170 - 5030177

IQAN address/termination tags
0T-7T with Deutsch terminals.
Bag of 10 pcs.



Additional items

5010011

IQAN-LF1 electric speed/throttle
pedal.
use with: Engine ECUs, IQAN
systems.



20075848¹

IQAN-G1 gateway. Wireless GSM
modem for remote diagnostics.
use with: IQAN-MDM, -TOC8,
-MDL2, -MD3



1) Wireless service providers must also
offer two-way Circuit Switched Data
(CSD) services for transferring data.
The IQAN-G1 will not be suitable for use
in any region where the GSM service
providers do not offer CSD.

20077751²

IQAN-G2 gateway. Wireless
GSM/GPRS modem for remote
diagnostics over internet.
use with: IQAN-MDL2, -MD3,
-MC2



2) IQAN-G2 functionality will be available
with a SIM-card from your preferred
Network operator, and a paid
subscription to a server solution that is
offered by a Parker supplier.

Consult "IQAN accessories" datasheet and pricelist for
other accessory items and ordering part numbers.

Terms of Sale with Warranty Limitations

Offer of Sale

The items described in this document and other documents and descriptions provided by Parker Hannifin Corporation, its subsidiaries and its authorized distributors ("Seller") are hereby offered for sale at prices to be established by Seller. This offer and its acceptance by any customer ("Buyer") shall be governed by all of the following Terms and Conditions. Buyer's order for any item described in its document, when communicated to Seller verbally, or in writing, shall constitute acceptance of this offer. All goods, services or work described will be referred to as "Products".

1. **Terms and Conditions.** Seller's willingness to offer Products, or accept an order for Products, to or from Buyer is subject to these Terms and Conditions or any newer version of the terms and conditions found on-line at www.parker.com/saleterms/. Seller objects to any contrary or additional terms or conditions of Buyer's order or any other document issued by Buyer.

2. **Price Adjustments; Payments.** Prices stated on Seller's quote or other documentation offered by Seller are valid for 30 days, and do not include any sales, use, or other taxes unless specifically stated. Unless otherwise specified by Seller, all prices are F.C.A. Seller's facility (INCOTERMS 2010). Payment is subject to credit approval and is due 30 days from the date of invoice or such other term as required by Seller's Credit Department, after which Buyer shall pay interest on any unpaid invoices at the rate of 1.5% per month or the maximum allowable rate under applicable law.

3. **Delivery Dates; Title and Risk; Shipment.** All delivery dates are approximate and Seller shall not be responsible for any damages resulting from any delay. Regardless of the manner of shipment, title to any products and risk of loss or damage shall pass to Buyer upon placement of the products with the shipment carrier at Seller's facility. Unless otherwise stated, Seller may exercise its judgment in choosing the carrier and means of delivery. No deferment of shipment at Buyers' request beyond the respective dates indicated will be made except on terms that will indemnify and hold Seller harmless against all loss and additional expense. Buyer shall be responsible for any additional shipping charges incurred by Seller due to Buyer's acts or omissions.

4. **Warranty.** Seller warrants that the Products sold hereunder shall be free from defects in material or workmanship for a period of twelve months from the date of delivery to Buyer or 2,000 hours of normal use, whichever occurs first. The prices charged for Seller's products are based upon the exclusive limited warranty stated above, and upon the following disclaimer: **DISCLAIMER OF WARRANTY: THIS WARRANTY COMPRISES THE SOLE AND ENTIRE WARRANTY PERTAINING TO PRODUCTS PROVIDED HEREUNDER. SELLER DISCLAIMS ALL OTHER WARRANTIES, EXPRESS AND IMPLIED, INCLUDING DESIGN, MERCHANTABILITY AND FITNESS FOR A PARTICULAR PURPOSE.**

5. **Claims; Commencement of Actions.** Buyer shall promptly inspect all Products upon delivery. No claims for shortages will be allowed unless reported to the Seller within 10 days of delivery. No other claims against Seller will be allowed unless asserted in writing within 30 days after delivery. Buyer shall notify Seller of any alleged breach of warranty within 30 days after the date the defect is or should have been discovered by Buyer. Any action based upon breach of this agreement or upon any other claim arising out of this sale (other than an action by Seller for an amount due on any invoice) must be commenced within 12 months from the date of the breach without regard to the date breach is discovered.

6. **LIMITATION OF LIABILITY.** UPON NOTIFICATION, SELLER WILL, AT ITS OPTION, REPAIR OR REPLACE A DEFECTIVE PRODUCT, OR REFUND THE PURCHASE PRICE. IN NO EVENT SHALL SELLER BE LIABLE TO BUYER FOR ANY SPECIAL, INDIRECT, INCIDENTAL OR CONSEQUENTIAL DAMAGES ARISING OUT OF, OR AS THE RESULT OF, THE SALE, DELIVERY, NON-DELIVERY, SERVICING, USE OR LOSS OF USE OF THE PRODUCTS OR ANY PART THEREOF, OR FOR ANY CHARGES OR EXPENSES OF ANY NATURE INCURRED WITHOUT SELLER'S WRITTEN CONSENT, EVEN IF SELLER HAS BEEN NEGLIGENT, WHETHER IN CONTRACT, TORT OR OTHER LEGAL THEORY. IN NO EVENT SHALL SELLER'S LIABILITY UNDER ANY CLAIM MADE BY BUYER EXCEED THE PURCHASE PRICE OF THE PRODUCTS.

7. **User Responsibility.** The user, through its own analysis and testing, is solely responsible for making the final selection of the system and Product and assuring that all performance, endurance, maintenance, safety and warning requirements of the application are met. The user must analyze all aspects of the application and follow applicable industry standards and Product information. If Seller provides Product or system options, the user is responsible for determining that such data and specifications are suitable and sufficient for all applications and reasonably foreseeable uses of the Products or systems.

8. **Loss to Buyer's Property.** Any designs, tools, patterns, materials, drawings, confidential information or equipment furnished by Buyer or any other items which become Buyer's property, will be considered obsolete and may be destroyed by Seller after two consecutive years have elapsed without Buyer ordering the items manufactured using such property. Seller shall not be responsible for any loss or damage to such property while it is in Seller's possession or control.

9. **Special Tooling.** A tooling charge may be imposed for any special tooling, including without limitation, dies, fixtures, molds and patterns, acquired to manufacture Products. Such special tooling shall be and remain Seller's property notwithstanding payment of any charges by Buyer. In no event will Buyer acquire any interest in apparatus belonging to Seller which is utilized in the manufacture of the Products, even if such apparatus has been specially converted or adapted for such manufacture and notwithstanding any charges paid by Buyer. Unless otherwise agreed, Seller shall have the right to alter, discard or otherwise dispose of any special tooling or other property in its sole discretion at any time.

10. **Buyer's Obligation; Rights of Seller.** To secure payment of all sums due or otherwise, Seller shall retain a security interest in the goods delivered and this agreement shall be deemed a Security Agreement under the Uniform Commercial Code. Buyer authorizes Seller as its attorney to execute and file on Buyer's behalf all documents Seller deems necessary to perfect its security interest.

11. **Improper use and Indemnity.** Buyer shall indemnify, defend, and hold Seller harmless from any claim, liability, damages, lawsuits, and costs (including attorney fees), whether for personal injury, property damage, patent, trademark or copyright infringement or any other

claim, brought by or incurred by Buyer, Buyer's employees, or any other person, arising out of: (a) improper selection, improper application or other misuse of Products purchased by Buyer from Seller; (b) any act or omission, negligent or otherwise, of Buyer; (c) Seller's use of patterns, plans, drawings, or specifications furnished by Buyer to manufacture Product; or (d) Buyer's failure to comply with these terms and conditions. Seller shall not indemnify Buyer under any circumstance except as otherwise provided.

12. **Cancellations and Changes.** Orders shall not be subject to cancellation or change by Buyer for any reason, except with Seller's written consent and upon terms that will indemnify, defend and hold Seller harmless against all direct, incidental and consequential loss or damage. Seller may change product features, specifications, designs and availability with notice to Buyer.

13. **Limitation on Assignment.** Buyer may not assign its rights or obligations under this agreement without the prior written consent of Seller.

14. **Force Majeure.** Seller does not assume the risk and shall not be liable for delay or failure to perform any of Seller's obligations by reason of circumstances beyond the reasonable control of Seller (hereinafter "Events of Force Majeure"). Events of Force Majeure shall include without limitation: accidents, strikes or labor disputes, acts of any government or government agency, acts of nature, delays or failures in delivery from carriers or suppliers, shortages of materials, or any other cause beyond Seller's reasonable control.

15. **Waiver and Severability.** Failure to enforce any provision of this agreement will not waive that provision nor will any such failure prejudice Seller's right to enforce that provision in the future. Invalidation of any provision of this agreement by legislation or other rule of law shall not invalidate any other provision herein. The remaining provisions of this agreement will remain in full force and effect.

16. **Termination.** Seller may terminate this agreement for any reason and at any time by giving Buyer thirty (30) days written notice of termination. Seller may immediately terminate this agreement, in writing, if Buyer: (a) commits a breach of any provision of this agreement (b) appoints a trustee, receiver or custodian for all or any part of Buyer's property (c) files a petition for relief in bankruptcy on its own behalf, or by a third party (d) makes an assignment for the benefit of creditors, or (e) dissolves or liquidates all or a majority of its assets.

17. **Governing Law.** This agreement and the sale and delivery of all Products hereunder shall be deemed to have taken place in and shall be governed and construed in accordance with the laws of the State of Ohio, as applicable to contracts executed and wholly performed therein and without regard to conflicts of laws principles. Buyer irrevocably agrees and consents to the exclusive jurisdiction and venue of the courts of Cuyahoga County, Ohio with respect to any dispute, controversy or claim arising out of or relating to this agreement.

18. **Indemnity for Infringement of Intellectual Property Rights.** Seller shall have no liability for infringement of any patents, trademarks, copyrights, trade dress, trade secrets or similar rights except as provided in this Section. Seller will defend and indemnify Buyer against allegations of infringement of U.S. patents, U.S. trademarks, copyrights, trade dress and trade secrets ("Intellectual Property Rights"). Seller will defend at its expense and will pay the cost of any settlement or damages awarded in an action brought against Buyer based on an allegation that a Product sold pursuant to this Agreement infringes the Intellectual Property Rights of a third party. Seller's obligation to defend and indemnify Buyer is contingent on Buyer notifying Seller within ten (10) days after Buyer becomes aware of such allegations of infringement, and Seller having sole control over the defense of any allegations or actions including all negotiations for settlement or compromise. If a Product is subject to a claim that it infringes the Intellectual Property Rights of a third party, Seller may, at its sole expense and option, procure for Buyer the right to continue using the Product, replace or modify the Product so as to make it noninfringing, or offer to accept return of the Product and return the purchase price less a reasonable allowance for depreciation. Notwithstanding the foregoing, Seller shall have no liability for claims of infringement based on information provided by Buyer, or directed to Products delivered hereunder for which the designs are specified in whole or part by Buyer, or infringements resulting from the modification, combination or use in a system of any Product sold hereunder. The foregoing provisions of this Section shall constitute Seller's sole and exclusive liability and Buyer's sole and exclusive remedy for infringement of Intellectual Property Rights.

19. **Entire Agreement.** This agreement contains the entire agreement between the Buyer and Seller and constitutes the final, complete and exclusive expression of the terms of sale. All prior or contemporaneous written or oral agreements or negotiations with respect to the subject matter are herein merged.

20. **Compliance with Law, U. K. Bribery Act and U.S. Foreign Corrupt Practices Act.** Buyer agrees to comply with all applicable laws and regulations, including both those of the United Kingdom and the United States of America, and of the country or countries of the Territory in which Buyer may operate, including without limitation the U. K. Bribery Act, the U.S. Foreign Corrupt Practices Act ("FCPA") and the U.S. Anti-Kickback Act (the "Anti-Kickback Act"), and agrees to indemnify and hold harmless Seller from the consequences of any violation of such provisions by Buyer, its employees or agents. Buyer acknowledges that they are familiar with the provisions of the U. K. Bribery Act, the FCPA and the Anti-Kickback Act, and certifies that Buyer will adhere to the requirements thereof. In particular, Buyer represents and agrees that Buyer shall not make any payment or give anything of value, directly or indirectly to any governmental official, any foreign political party or official thereof, any candidate for foreign political office, or any commercial entity or person, for the purpose of influencing such person to purchase products or otherwise benefit the business of Seller.

02/12

Parker's Motion & Control Technologies

At Parker, we're guided by a relentless drive to help our customers become more productive and achieve higher levels of profitability by engineering the best systems for their requirements. It means looking at customer applications from many angles to find new ways to create value. Whatever the motion and control technology need, Parker has the experience, breadth of product and global reach to consistently deliver. No company knows more about motion and control technology than Parker. For further info call 1 800 272 7537



AEROSPACE

Key Markets

- Aircraft engines
- Business & general aviation
- Commercial transports
- Land-based weapons systems
- Military aircraft
- Missiles & launch vehicles
- Regional transports
- Unmanned aerial vehicles

Key Products

- Flight control systems & components
- Fluid conveyance systems
- Fluid metering delivery & atomization devices
- Fuel systems & components
- Hydraulic systems & components
- Inert nitrogen generating systems
- Pneumatic systems & components
- Wheels & brakes




CLIMATE CONTROL

Key Markets

- Agriculture
- Air conditioning
- Food, beverage & dairy
- Life sciences & medical
- Precision cooling
- Processing
- Transportation

Key Products

- CO₂ controls
- Electronic controllers
- Filter driers
- Hand shut-off valves
- Hose & fittings
- Pressure regulating valves
- Refrigerant distributors
- Safety relief valves
- Solenoid valves
- Thermostatic expansion valves



ELECTROMECHANICAL

Key Markets

- Aerospace
- Factory automation
- Life science & medical
- Machine tools
- Packaging machinery
- Paper machinery
- Plastics machinery & converting
- Primary metals
- Semiconductor & electronics
- Textile
- Wire & cable

Key Products

- AC/DC drives & systems
- Electric actuators, gantry robots & slides
- Electrohydrostatic actuation systems
- Electromechanical actuation systems
- Human machine interface
- Linear motors
- Stepper motors, servo motors, drives & controls
- Structural extrusions



FILTRATION

Key Markets

- Food & beverage
- Industrial machinery
- Life sciences
- Marine
- Mobile equipment
- Oil & gas
- Power generation
- Process
- Transportation

Key Products

- Analytical gas generators
- Compressed air & gas filters
- Condition monitoring
- Engine air, fuel & oil filtration & systems
- Hydraulic, lubrication & coolant filters
- Process, chemical, water & microfiltration filters
- Nitrogen, hydrogen & zero air generators



FLUID & GAS HANDLING

Key Markets

- Aerospace
- Agriculture
- Bulk chemical handling
- Construction machinery
- Food & beverage
- Fuel & gas delivery
- Industrial machinery
- Mobile
- Oil & gas
- Transportation
- Welding

Key Products

- Brass fittings & valves
- Diagnostic equipment
- Fluid conveyance systems
- Industrial hose
- PTFE & PFA hose, tubing & plastic fittings
- Rubber & thermoplastic hose & couplings
- Tube fittings & adapters
- Quick disconnects



HYDRAULICS

Key Markets

- Aerospace
- Aerial lift
- Agriculture
- Construction machinery
- Forestry
- Industrial machinery
- Mining
- Oil & gas
- Power generation & energy
- Truck hydraulics

Key Products

- Diagnostic equipment
- Hydraulic cylinders & accumulators
- Hydraulic motors & pumps
- Hydraulic systems
- Hydraulic valves & controls
- Power take-offs
- Rubber & thermoplastic hose & couplings
- Tube fittings & adapters
- Quick disconnects



PNEUMATICS

Key Markets

- Aerospace
- Conveyor & material handling
- Factory automation
- Life science & medical
- Machine tools
- Packaging machinery
- Transportation & automotive

Key Products

- Air preparation
- Brass fittings & valves
- Manifolds
- Pneumatic accessories
- Pneumatic actuators & grippers
- Pneumatic valves & controls
- Quick disconnects
- Rotary actuators
- Rubber & thermoplastic hose & couplings
- Structural extrusions
- Thermoplastic tubing & fittings
- Vacuum generators, cups & sensors



PROCESS CONTROL

Key Markets

- Chemical & refining
- Food, beverage & dairy
- Medical & dental
- Microelectronics
- Oil & gas
- Power generation

Key Products

- Analytical sample conditioning products & systems
- Fluoropolymer chemical delivery fittings, valves & pumps
- High purity gas delivery fittings, valves & regulators
- Instrumentation fittings, valves & regulators
- Medium pressure fittings & valves
- Process control manifolds



SEALING & SHIELDING

Key Markets

- Aerospace
- Chemical processing
- Consumer
- Energy, oil & gas
- Fluid power
- General industrial
- Information technology
- Life sciences
- Military
- Semiconductor
- Telecommunications
- Transportation

Key Products

- Dynamic seals
- Elastomeric o-rings
- EMI shielding
- Extruded & precision-cut, fabricated elastomeric seals
- Homogeneous & inserted elastomeric shapes
- High temperature metal seals
- Metal & plastic retained composite seals
- Thermal management

Sales Offices

North America

Hydraulics Group Headquarters
6035 Parkland Boulevard
Cleveland, OH 44124-4141 USA
Tel: 216-896-3000
Fax: 216-896-4031

**Parker Hannifin Canada
Motion & Control Division – Milton**
160 Chisholm Drive Milton
Ontario Canada L9T 3G9
Tel: 905-693-3000
Fax: 905-876-1958

**Mexico
Parker Hannifin de México**
Av eje uno norte num 100
Parque Industrial Toluca 2000
Toluca, Mex C.P. 50100
Tel: 52 722 2754200
Fax: 52 722 2799308

Europe

**Europe Hydraulics Group
Parker Hannifin Corporation**
Parker House
55 Maylands Avenue
Hemel Hempstead, Herts
HP2 4SJ England
Tel: 44 1442 458000
Fax: 44 1442 458085

Latin America

**Brazil
Hydraulics Division
Parker Hannifin Ind. e Com. Ltda**
Av. FredericoRitter, 1100
Cachoeirinha RS, 94930-000 Brazil
Tel: 55 51 3470 9144
Fax: 55 51 3470 3100

Mobile Sales

**Mobile Sales Organization
and Global Sales**
850 Arthur Avenue
Elk Grove Village, IL 60007 USA
Tel: 847-258-6200
Fax: 847-258-6299

Industrial Sales

Great Lakes Region
3700 Embassy Parkway
Suite 260
Fairlawn, OH 44333 USA
Tel: 330-670-2680
Fax: 330-670-2681

Southern Region
1225 Old Alpharetta Road
Suite 290
Alpharetta, GA 30005 USA
Tel: 770-619-9767
Fax: 770-619-9806

Chicago Region
1163 E. Ogden Avenue
Suite 705, #358
Naperville, IL 60563 USA
Tel: 630-964-0796
Fax: 866-473-9274

Pacific Region
8460 Kass Drive
Buena Park, CA 90621
Tel: 714-228-2510
Fax: 714-228-2511

Eastern Region
100 Corporate Drive
Lebanon, NJ 08833 USA
Tel: 908-236-4121
Fax: 908-236-4146

Asia Pacific

**Asia Pacific Headquarters
Parker Hannifin Hong Kong Ltd**
8/F, Kin Yip Plaza
9 Cheung Yee Street
HK-Cheung Sha Wan, Hong Kong
Tel: 852 2428 8008
Fax: 852 2425 6896

**Australia Headquarters
Parker Hannifin Pty Ltd.**
9 Carrington Road
Castle Hill, NSW 2154, Australia
Tel: 612 9634 7777
Fax: 612 9842 5111

**China Headquarters
Parker Hannifin Motion & Control
(Shanghai) Co., Ltd**
280 Yunqiao Road,
Jin Qiao Export Processing Zone
CN-Shanghai 201206, China
Tel: 86 21 5031 2525
Fax: 86 21 5834 3714

**Korea Headquarters
Parker Hannifin Korea Ltd**
6F Daehwa Plaza
169 Samsung-dong, Gangnam-gu
KR-Seoul, 135-090, Korea
Tel: 82 2 559 0400
Fax: 82 2 556 8187

South Africa

**Parker Hannifin Africa Pty Ltd
Parker Place**
10 Berne Avenue Aeroport
P.O. Box 1153
ZA-Kempton Park 1620,
Republic of South Africa
Tel: 27 11 961 0700
Fax: 27 11 392 7213

